

NAVILITE EXIT & EMERGENCY

NEW YORK APPROVED

STEEL LED EXIT SIGN

Combo Exit/Emergency Light

NNYXSC Series

Project: _____

Fixture Type: _____

Location: _____

Contact/Phone: _____

PRODUCT DESCRIPTION

Navilite NNYXSC Series Steel Combo LED Exit Signs/Emergency Lights offer long lamp life, energy efficiency and uniform illumination in an economical package. Possessing premium installation features such as knockout chevron directional indicators, the NNYXSC Series offers unsurpassed value in an aesthetically pleasing design. The NNYXSC Series is provided with three lighting heads, combining exit signage with the emergency lighting function for a convenient, comprehensive solution.

PRODUCT SPECIFICATIONS

Construction Rugged, heavy duty 20-gauge die formed steel construction • Light heads made from high impact resistant thermo-plastic • Universal mounting pattern knockouts in backplate for back mounting • 8" letters with 1" stroke width • Chevron directional indicators knockouts • Red letters • Durable powder coated white finish is standard.

Electrical Dual voltage 120/277VAC • Solid state charging and switching • Brownout protection • Battery low voltage disconnect • Overload and short circuit protection • AC power indicator and test switch.

Lamps Long life, energy saving LED lamps • LEDs are connected in a series/parallel configuration such that the unlikely failure of one LED will affect no more than one other LED • Red LED/letters • Red signs consume less than 5 watts.

Heads Includes three 6V, 12W lighting heads • Two heads come mounted on the fixture, a third head is supplied ready to be mounted by the user when needed • Heads are fully adjustable in all directions for comprehensive lighting coverage.

Battery Sealed, maintenance-free lead calcium • Standard battery will operate sign and three 12W heads for a minimum of 90 minutes in the event of a power outage.

Code Compliance UL924 • NFPA 101 Life Safety Code compliant • NEC and OSHA compliant • New York City Approved • Calendar No. 46932.

Warranty 5-year warranty (see reverse for battery warranty).

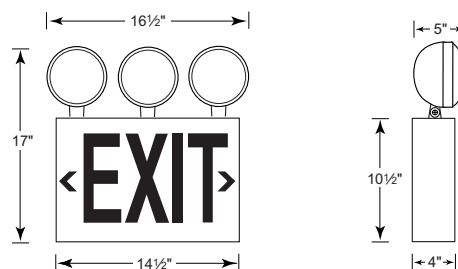
Product specifications subject to change without notice.

INSTALLATION

Mounting May be back mounted • All signs include canopy and mounting hardware for easy installation • Backplate includes universal mounting pattern knockouts for simple back mounting.



DIMENSIONS



ENGINEERING DATA

	Input Voltage	Max. Amps	Max. Watts	Standby Watts*
Red LED	120	0.08	7.8	3.9
Red LED	277	0.04	9.1	4.0

* Fully charged battery.

ORDERING INFORMATION (Ordering Example : NNYXSC1RWH3)

Series	# of Faces	Letter Color	Finish	# of Heads
NNYXSC = Steel LED Exit Sign - Combo New York Approved	1 = Single Face	R = Red Letters	WH = White	3 = 3 Heads

NAVILITE EXIT & EMERGENCY

NEW YORK APPROVED

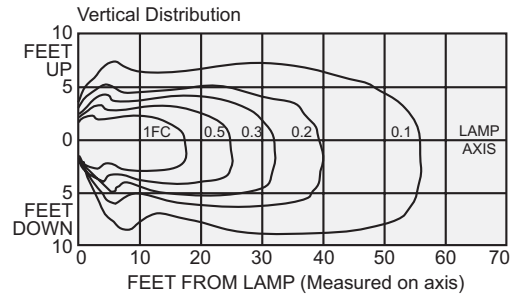
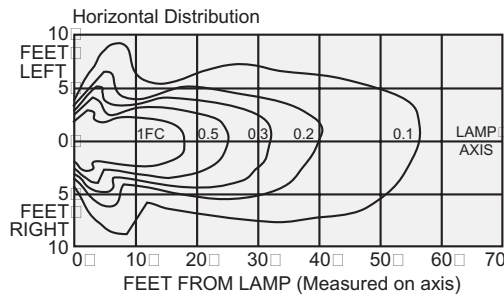
STEEL LED EXIT SIGN

Combo Exit/Emergency Light

NNYXSC Series

PHOTOMETRICS

6V, 12W Tungsten Wedge Base Lamp (ANSI 963), Round Head (Replacement Lamp NL6V12WB)



BATTERY DATA

- Lead Calcium battery warranted for one full year with additional 4 years pro-rated warranty
- Recharges in 24 hours or less

Type	Battery Voltage	Shelf Life ¹	Expected Life ¹	Temperature Range ²
Lead Calcium (Std.)	6V, 10Ah	15 months	5-8 years	40°F-95°F

¹ At 77°F

² To obtain rated life and capacity.