

ALX SERIES

AccuLite™

Economical highbay lighting
with aluminum, glass and acrylic
optical assemblies for use with
metal halide and high pressure
sodium lamps



ALX SERIES HiLux, Merchandiser and PrismaLux

HiLux™ – Aluminum

Economical aluminum optics make HiLux™ good value for the budget conscious consumer.

Merchandiser™ – Glass

Offering the benefits of high quality borosilicate glass in an economical luminaire.

PrismaLux™ – Acrylic

Light weight acrylic offers the look of glass combined with the economies of plastic.

Temporary Lighting

For use prior to the installation of a permanent lighting system, the lamp is protected by a wrap-around wire cage.

Product Specifications

Economy Highbay Lighting

- Economical sheet metal construction makes ALX Series an excellent choice for budget sensitive installations.

Four Models

HiLux™

Choice of 16", 18" and 22" spun aluminum reflectors, with beam spreads to suit most applications.

- Easily adjusted to wide, medium or narrow beam spread.
- 18" reflectors feature a faceted top section to eliminate any hot spots below the fixture for a more even distribution pattern.

Merchandiser™

- Features a prismatic glass reflector for a well lit ceiling cavity.
- Borosilicate glass is an inert material which does not react with most chemicals.
- Glass is easily cleaned with soap and water giving Merchandiser™ the added benefit of long reflector life.
- Merchandiser™ is designed for retail and commercial applications, creating a uniformly illuminated environment.
- Merchandiser™, with an excellent upright component, eliminates the cavern effect that occurs when the area above the fixture is dark.

PrismaLux™

- Light weight acrylic reflector offers greater economy than glass, while offering similar lighting qualities.
- Acculite's acrylic reflectors are guaranteed for ten years against discoloration due to heat.
- PrismaLux™, designed for industrial and commercial applications, creates a uniformly illuminated environment.

Temporary Lighting

- Featuring a Brite-Plate™ wire cage, this fixture is an ideal choice for the contractor when lighting unfinished spaces.

Suited to Many Applications

- ALX Series luminaires are suited to industrial and commercial lighting applications.

Open Ventilated Design

- Open ventilated air flow design for cool operation.

Finish

- ALX Series luminaires feature white painted steel housings.
- ALX Series aluminum reflectors are anodized, glass and acrylic reflectors are clear.

Certification

- UL and ULC listed.



HiLux™ Ordering Information

ALX-	400MH	QT	Standard Lamp No suffix Required	-16	Lamp Socket	-L -HC
Series	Lamp Watts	Ballast Volts	Lamp Type	Reflector	Standard or Protected	Options
HiLux™ ALX	Available lamp wattages Metal Halide 175MH 175W ED28 250MH 250W ED28 400MH 400W ED37 1000MH 1000W BT56 Pulse Start Metal Halide 175MH § 175W ED28 250MH 250W ED28 320MH 320W ED37 350MH 350W ED37 350MH 350W ED37 400MH 400W ED37 450MH 450W ED37 750MH † 750W ED37 875MH 875W ED37 1000MH † 1000W BT56 High Pressure Sodium 150HP 150W ED23.5 250HP 250W ED18 400HP 400W ED18	150W to 450W -QT * Quad-Tap 120/208/240/277V -TT Tri-Tap 120/277/347V -480 * 480V 750W, 875W & 1000W -QT * Quad-Tap 120/208/240/277V -H2 Dual-Tap 347V/480V	Indicate lamp type Metal Halide Probe Start MH Standard (no suffix) Pulse Start MH - PSB High Pressure Sodium Standard (no suffix)	Spun aluminum reflector 450W Maximum - 16 16" dia. - 18 18-1/2" dia. - 22 22-1/4" dia. 750 – 1000W - 22 22-1/4" dia.	Specify lamp socket and/or bottom closure Lamp Socket For standard lamp (E39 mogul base) Standard (no suffix) For protected lamp (EX39 mogul base) -PLS Bottom Closure Ordered as needed and shipped separately (See Accessories)	H.I.D. Lamp - L Clear H.I.D. - CL Coated H.I.D. Protected lamps are supplied when the luminaire is ordered with suffix "-PLS" Factory Pre-Wired - C With 3' cord - HC With hook & 3' cord Fuse Holder with Fuse(s) Indicate voltage on multi-tap ballasts - F1 Single Fuse - F2 Two fuses Quartz Auxiliary - Q Double contact bayonet base (lamp not included) Enclosed Optical Assembly - EOA Fully gasketed optical assembly with hinged lens. Protected Igniter - PI For HPS Luminaires Lamp Socket Protector - LSP Use on line to line circuits when required by local certifying bodies. Hi/Lo Switching See Hi/Lo brochure AccuFlex See Product Guide

Accessories

Description	Catalog No.	Description	Catalog No.
Safety Hook 3/4" NPT	Male HK75SSB Female HF75SSB	Optical Assembly Safety Cable	ALX-RSC
Cord Set 3' long, 3 conductor, Type ST105 For other lengths change the "3 to the length in feet		Wire Guard "-16" reflector "-18" reflector "-22" reflector	ALX-WG16 ALX-WG18 ALX-WG22
Cord only	3C	Top Shroud	ALX-SS
Cord & Twist Lock Plug (15A or 20A available)		Bottom Closure "-16" reflector "-18" reflector "-22" reflector	ALX-BL16 ALX-BL18 ALX-BL22
Q-Deck Plate For quick mounting	Q-DECK	Power Hook Receptacle, hook and box	HBPH-volts
Ballast Safety Chain 3' long For other lengths change the "3 to the length in feet	ALX-BSC3		

NOTES

§ 175 watt pulse start metal halide is not available with protected lamp. Use bottom closure.

† Indicated wattages are only available with bottom closure, open fixture lamp is not available.

* When required by local certifying bodies, use Lamp Socket Protector on line to line circuits.



Merchandise™ Ordering Information

ALX-	400MH	QT	Standard Lamp No suffix Required	-A	Lamp Socket	-CL -HC
Series	Lamp Watts	Ballast Volts	Lamp Type	Reflector	Open or Closed	Options
Merchandise ALX	Available lamp wattages Metal Halide 175MH 175W ED28 250MH 250W ED28 400MH 400W ED37 1000MH 1000W BT56 Pulse Start Metal Halide 175MH § 175W ED28 250MH 250W ED28 320MH 320W ED37 350MH 350W ED37 350MH 350W ED37 400MH 400W ED37 450MH 450W ED37 High Pressure Sodium 150HP 150W ED23.5 250HP 250W ED18 400HP 400W ED18	150W to 450W -QT * Quad-Tap 120/208/240/277V -TT Tri-Tap 120/277/347V -480 * 480V 750W, 875W & 1000W -QT * Quad-Tap 120/208/240/277V -H2 Dual-Tap 347V/480V	Indicate lamp type Metal Halide Probe Start MH Standard (no suffix) Pulse Start MH - PSB High Pressure Sodium Standard (no suffix)	Borosilicate glass reflector 450W Maximum - A 16" dia.	Specify lamp socket and/or bottom closure Lamp Socket For standard lamp (E39 mogul base) Standard (no suffix) For protected lamp (EX39 mogul base) -PLS Bottom Closure Ordered as needed and shipped separately (See Accessories)	H.I.D. Lamp - L Clear H.I.D. - CL Coated H.I.D. Protected lamps are supplied when the luminaire is ordered with suffix "-PLS" Factory Pre-Wired - C With 3' cord - HC With hook & 3' cord Fuse Holder with Fuse(s) Indicate voltage on multi-tap ballasts - F1 Single Fuse - F2 Two fuses Quartz Auxiliary - Q Double contact bayonet base (lamp not included) Protected Igniter - PI For HPS Luminaires Lamp Socket Protector - LSP Use on line to line circuits when required by local certifying bodies. Hi/Lo Switching See Hi/Lo brochure AccuFlex See Product Guide

Accessories

Description	Catalog No.	Description	Catalog No.
Safety Hook 3/4" NPT	Male HK75SSB Female HF75SSB	Ballast Safety Chain 3' long For other lengths change the "3 to the length in feet	ALX-BSC3
Cord Set 3' long, 3 conductor, Type ST105 For other lengths change the "3 to the length in feet		Power Hook Receptacle, hook and box	HBPH-volts
Cord only	3C		
Cord & Twist Lock Plug (15A or 20A available)	3C-TLP-(volts)-(amps)		
Q-Deck Plate For quick mounting	Q-DECK		

NOTES

§ 175 watt pulse start metal halide is not available with protected lamp. Use bottom closure.

† Indicated wattages are only available with bottom closure, open fixture lamp is not available.

* When required by local certifying bodies, use Lamp Socket Protector on line to line circuits.



PrismaLux™ Ordering Information

ALX-	400MH	QT	Standard Lamp No suffix Required	-PR16	Lamp Socket	-CL -HC
Series	Lamp Watts	Ballast Volts	Lamp Type	Reflector	Open or Closed	Options
PrismaLux ALX	Available lamp wattages	150W to 450W	Indicate lamp type	Clear acrylic reflector	Specify lamp socket and/or bottom closure	H.I.D. Lamp
	Metal Halide	-QT * Quad-Tap 120/208/240/277V	Metal Halide	Closed Reflector	Lamp Socket	- L Clear H.I.D.
	175MH 175W ED28	-TT Tri-Tap 120/277/347V	Probe Start MH Standard (no suffix)	250 Watt Maximum - PR16 16" dia.	For standard lamp (E39 mogul base) Standard (no suffix)	- CL Coated H.I.D.
	250MH 250W ED28	-480 * 480V	Pulse Start MH - PSB	400 Watt Maximum - PR22 22-1/4" dia. - PR25 25" dia.	For protected lamp (EX39 mogul base) -PLS	Protected lamps are supplied when the luminaire is ordered with suffix "-PLS"
	400MH 400W ED37	750W, 875W & 1000W	High Pressure Sodium	Open Reflector	Ordered as needed and shipped separately (See Accessories)	Factory Pre-Wired
	1000MH 1000W BT56	-QT * Quad-Tap 120/208/240/277V	Standard (no suffix)	400 Watt Maximum - PR16 16" dia. - PR22 22-1/4" dia.		- C With 3' cord - HC With hook & 3' cord
	Pulse Start Metal Halide	-H2 Dual-Tap 347V/480V		1000 Watt Maximum - PR25 25" dia.		Fuse Holder with Fuse(s)
	175MH § 175W ED28					Indicate voltage on multi-tap ballasts
	250MH 250W ED28					- F1 Single Fuse - F2 Two fuses
	320MH 320W ED37					Quartz Auxiliary
	350MH 350W ED37					- Q Double contact bayonet base (lamp not included)
	350MH 350W ED37					Protected Igniter
400MH 400W ED37					- PI For HPS Luminaires	
450MH 450W ED37					Lamp Socket Protector	
750MH † 750W ED37					- LSP Use on line to line circuits when required by local certifying bodies.	
875MH 875W ED37					Hi/Lo Switching	
1000MH † 1000W BT56					See Hi/Lo brochure	
High Pressure Sodium					AccuFlex	
150HP 150W ED23.5					See Product Guide	
250HP 250W ED18						
400HP 400W ED18						

Accessories

Description	Catalog No.	Description	Catalog No.
Safety Hook		Wire Guard	
3/4" NPT	Male HK75SSB	"-PR16" reflector	PR-WG14
	Female HF75SSB	"-PR22" reflector	PR-WG16
		"-PR25" reflector	PR-WG22
Cord Set		Bottom Closure	
3' long, 3 conductor, Type ST105		Flat Glass	
For other lengths change the "3" to the length in feet		"-PR16" reflector	PR-16BL
Cord only	3C	"-PR22" reflector	PR-22BL
Cord & Twist Lock Plug (15A or 20A available)		"-PR25" reflector	PR-25BL
		Conical	
	3C-TLP-(volts)-(amps)	"-PR16" reflector	PR-16CL
		"-PR22" reflector	PR-22CL
Q-Deck Plate	Q-DECK	Inverted Conical	
For quick mounting		"-PR25" reflector	PR-25CL
Ballast Safety Chain		Drop	
3' long		"-PR16" reflector	PR-16DL
For other lengths change the "3" to the length in feet	ALX-BSC3	"-PR22" reflector	PR-22DL
Optical Assembly Safety Cable	ALX-RSC	"-PR25" reflector	PR-25DL
Top Shroud	ALX-SS	Power Hook	
		Receptacle, hook and box	
		HBPH-volts	

NOTES

§ 175 watt pulse start metal halide is not available with protected lamp. Use bottom closure.

† Indicated wattages are not available with a protected lamp.

* When required by local certifying bodies, use Lamp Socket Protector on line to line circuits.



Temporary Lighting™ Ordering Information

ALX-	400MH	QT	Standard Lamp No suffix Required	-TL	Lamp Socket	-L -HC
Series	Lamp Watts	Ballast Volts	Lamp Type	No Reflector	Open or Closed	Options
Temporary Lighting ALX	Available lamp wattages Metal Halide 400MH 400W ED37	400W only -QT * Quad-Tap 120/208/240/277V -TT Tri-Tap 120/277/347V -480 * 480V	Indicate lamp type Metal Halide Probe Start MH Standard (no suffix)	Wire guard (no reflector) 450W Maximum - TL Wire guard	Specify lamp socket and bottom closure Lamp Socket For standard lamp (E39 mogul base) Standard (no suffix) For protected lamp (EX39 mogul base) -PLS	H.I.D. Lamp - L Clear H.I.D. - CL Coated H.I.D. Protected lamps are supplied when the luminaire is ordered with suffix "-PLS" Factory Pre-Wired - C With 3' cord - HC With hook & 3' cord Fuse Holder with Fuse(s) Indicate voltage on multi-tap ballasts - F1 Single Fuse - F2 Two fuses Lamp Socket Protector - LSP Use on line to line circuits when required by local certifying bodies.

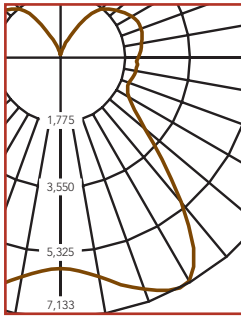
Accessories

Description	Catalog No.
Safety Hook 3/4" NPT	Male HK75SSB Female HF75SSB
Cord Set 3' long, 3 conductor, Type ST105 For other lengths change the "3 to the length in feet	
Cord only	3C
Cord & Twist Lock Plug (15A or 20A available)	3C-TLP-(volts)-(amps)
Q-Deck Plate For quick mounting	Q-DECK
Ballast Safety Chain 3' long Δ	ALX-BSC3
Power Hook Receptacle, hook and box	HBPH-volts

NOTES

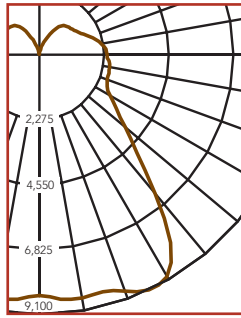
* When required by local certifying bodies, use Lamp Socket Protector on line to line circuits.

Merchandiser™



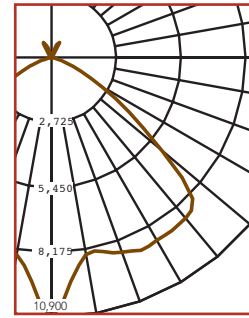
ALX400MH-QT-A-CL
 400W coated metal halide lamp
 16" glass reflector
 S/MH = 1.5, SC = 1.4, Efficiency 83.5%
 LSC 8465

PrismaLux™

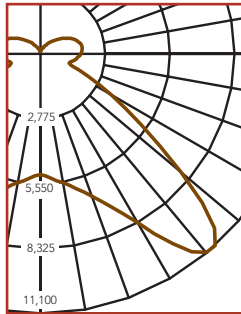


ALX400MH-QT-PR16-CL
 400W coated metal halide lamp
 16" prismatic acrylic reflector
 S/MH = 1.4, SC = 1.3, Efficiency 90.7%
 LSC 8931

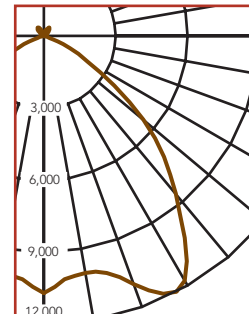
HiLux™



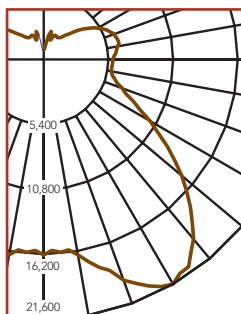
ALX400MH-QT-16(M)
 400W clear metal halide lamp
 16" aluminum reflector in center position
 S/MH = 1.2, SC = 1.2, Efficiency 74.0%
 LSC3966



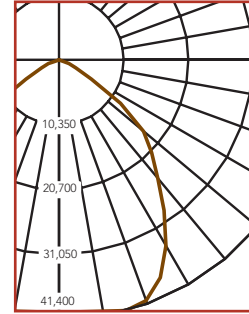
ALX400MH-QT-PR22-CL
 400W coated metal halide lamp
 22" prismatic acrylic reflector
 S/MH = 2.3, SC = 1.9, Efficiency 94.0%
 LSC3958



ALX400MH-QT-18(M)
 400W coated metal halide lamp
 18" aluminum reflector in center position
 S/MH = 1.4, SC = 1.4, Efficiency 74.8%
 LSC6578

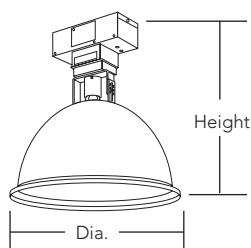


ALX1000MH-volts-25-CL
 1000W coated metal halide lamp
 25" prismatic acrylic reflector
 S/MH = 1.8, SC = 1.8, Efficiency 89.8%
 ITL41525



ALX1000MH-QT-22(M)
 1000W clear metal halide lamp
 22" aluminum reflector in bottom position
 S/MH = 1.2, SC = 1.2, Efficiency 74.9%
 LSC6805

Dimensions



Suffix	Dia.	H (Min)	H (Max)	Suffix	Dia.	H (Min)	H (Max)
HiLux™				PrismaLux™			
3/4" Hub				3/4" Hub			
Weight: (approx.) - 31 lb (14 kg)				Weight: (approx.) - 31 lb (14 kg)			
'-16'	16"	21-1/4"	23-1/4"	'-16'	16"	20-3/8"	22-3/8"
'-18'	18-1/2"	20-1/2"	22-1/2"	'-22'	22-3/8"	23-3/8"	25-3/8"
'-22'	22-1/4"	23-1/2"	25-1/2"	'-25'	25"	25-3/8"	27-3/8"
3/4" Hub				Merchandiser™			
Weight: (approx.) - 33 lb (15 kg)				3/4" Hub			
'-16-EOA'	16"	-	26-3/8"	Weight: (approx.) - "-16" 40 lb (18 kg)			
'-18-EOA'	18-1/2"	-	25-5/8"	'-16'	16"	-	22-3/4"
'-22-EOA'	22-1/4"	-	28-1/8"				



Juno™

Recessed and Trac Lighting

indy™

Architectural Recessed Lighting

Alfa™

Decorative Lighting Systems

AccuLite™

Commercial and Industrial Lighting

ModuLight™

Innovative Fluorescent Lighting System

AcuLuX™

Precision Recessed Lighting

Navilite™

Exit and Emergency Lighting

DanaLite™

Architectural Linear Lighting

USA

1300 S. Wolf Road • P.O. Box 5065, • Des Plaines, IL 60017-5065

Acculite Customer Service • Phone 847.827.9880 • Fax 847.827.2457

Regional Offices & Warehouses: Atlanta, Dallas, Los Angeles, Philadelphia, Toronto

Visit us at www.junolightinggroup.com

Canada

219 Shoemaker Street • Kitchener, ON • Canada N2E 3B3

Phone 800.265.7844 • Fax 800.594.5173 • Visit us at www.acculitelg.com

LIT-ALXHIGBAY



Juno and Acculite are registered trademarks of Juno Lighting, Inc.
Specifications subject to change without notice.
© 2005 JUNO LIGHTING GROUP