



### Description

Specification grade recessed downlight housing for general and wall washing illumination for low to medium ceiling heights. Provides diffuse, uniform illumination from energy-efficient compact fluorescent lamps. For use in non-insulated spaces or where insulation will be spaced at least 3" away from fixture.

**Listings** UL Listed, C-UL/CSA certified for through-branch wiring, damp locations, and when used with trim number 611, it is suitable for wet locations

- Conforms with City of Chicago IP requirements

### Features

- 6" aperture
- Simple housing and trim format allows easy ordering, installation and fixture adjustment
- Deep lamp regression provides 50° lamp/lamp image cut-off for exceptional low aperture brightness
- Fixed socket position to maintain optical integrity independent of housing mounting
- Shadow-free, knife-edge trim design blends smoothly into the ceiling and allows architectural continuity with Juno recessed trims
- Low profile trim for clean ceiling interface without light leaks
- Reflectors are computer designed, featuring deep lamp shielding to eliminate glare
- High quality, superior construction including hand-polished reflector finishes and low-iridescent reflectors eliminate the "rainbow" color separation effect that occurs with fluorescent lamps and standard grade reflectors
- Vertically adjustable mounting brackets that accept 1/2" conduit, "C" channels, linear flat bars or 26" telescoping Real Nail™ bar hangers
- One 26W or 32W triple tube compact fluorescent lamp (CFTR26W/GX24q-3 or CFTR32W/GX24q-3) in trim selection on page 197

### Ordering Information

Catalog Number: **CV6-126/32T, 120/277V**  
Electronic Ballast

Catalog Number: **CV6-126/32T-DB120,**  
120V Dimmable Ballast

Catalog Number: **CV6-126/32T-DB277,**  
277V Dimmable Ballast

### Accessories

Catalog Number/Description

**HB-1** Two Real Nail™ 3 Bar Hangers

**HB-26** Two 26" C-Channel Bar Hangers

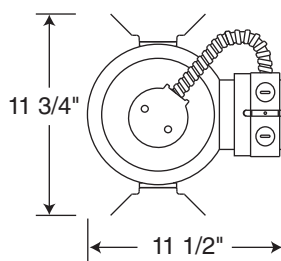
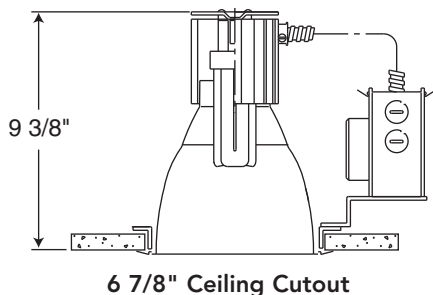
**HB-50** Two 50" C-Channel Bar Hangers

**LB-27** Two 27" Linear Bar Hangers

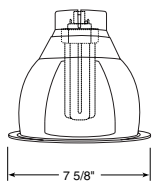
**PLK-E** 13-42W Emergency Power Kit

To order, specify catalog number.

### Dimensions



## Wall Wash



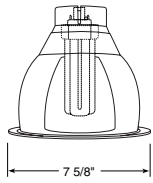
**Catalog #**  
600C-WWS-WH  
600G-WWS-WH  
600HZ-WWS-WH

**Description**  
Clear Alzak®, White Trim  
Gold Alzak®, White Trim  
Haze, White Trim

**Max. Lamp Rating**  
32W Triple CFL  
**Aperture**  
6"



Single Wall Wash



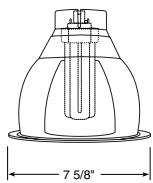
**Catalog #**  
600C-WWD-WH  
600G-WWD-WH  
600HZ-WWD-WH

**Description**  
Clear Alzak®, White Trim  
Gold Alzak®, White Trim  
Haze, White Trim

**Max. Lamp Rating**  
32W Triple CFL  
**Aperture**  
6"



Double Wall Wash



**Catalog #**  
600C-WWC-WH  
600G-WWC-WH  
600HZ-WWC-WH

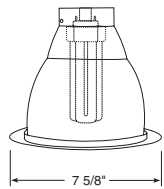
**Description**  
Clear Alzak®, White Trim  
Gold Alzak®, White Trim  
Haze, White Trim

**Max. Lamp Rating**  
32W Triple CFL  
**Aperture**  
6"



Corner Wall Wash

## Downlights



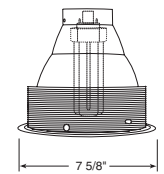
**Catalog #**  
600C-WH  
600G-WH  
600HZ-WH  
600WHZ-WH

**Description**  
Clear Alzak®, White Trim  
Gold Alzak®, White Trim  
Haze, White Trim  
Wheat Haze, White Trim

**Max. Lamp Rating**  
32W Triple CFL  
**Aperture**  
6"



Open Downlight



**Catalog #**  
601B-WH  
601W-WH

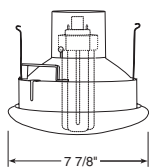
**Description**  
Black, White Trim  
White, White Trim

**Max. Lamp Rating**  
32W Triple CFL  
**Aperture**  
6"



Baffled Downlight

## Decorative



**Catalog #**  
611-WH

**Description**  
Decorative Swirled Etched Opal Glass

**Max. Lamp Rating**  
32W Triple CFL



Swirled Etched Opal Glass